


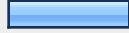







GSNEO Adult Property Survey




1. What is your zip code?		
		Response Count
		1,088
<i>answered question</i>		1,088
<i>skipped question</i>		11

2. What is your age?			
		Response Percent	Response Count
Under 30 years old		10.1%	110
31-40 years		32.6%	357
41-50 years		39.1%	428
51+ years		18.2%	199
<i>answered question</i>			1,094
<i>skipped question</i>			5

3. Are you a: (check all that apply)			
		Response Percent	Response Count
Parent		68.6%	751
Leader		59.7%	653
Volunteer		44.1%	482
Alumna		31.6%	346
GSNEO Staff		1.4%	15
Member of the Community		29.3%	321
answered question			1,094
skipped question			5

4. Have you and/or your daughter ever participated in Girl Scout Summer Day Camp?			
		Response Percent	Response Count
No		35.9%	390
Yes, one time		18.5%	201
Yes, more than one time		45.6%	496
answered question			1,087
skipped question			12












5. How long have you been a Girl Scout?			
		Response Percent	Response Count
1-5 years		27.9%	305
6-10 years		21.8%	238
11-20 years		24.0%	262
More than 20 years		21.2%	232
Not registered in Girl Scouts		5.0%	55
		answered question	1,092
		skipped question	7





6. Have you and/or your daughter ever attended Girl Scout overnight camp? (spending one or more nights away from home)			
		Response Percent	Response Count
No		11.9%	130
Yes, one time		11.5%	125
Yes, more than one time		76.6%	835
		answered question	1,090
		skipped question	9

7. Have you and/or your daughter ever gone camping overnight with family, friends or Girl Scouts at a NON-GIRL SCOUT camp?				
			Response Percent	Response Count
No			26.6%	289
Yes, one time			8.5%	92
Yes, more than one time			65.0%	707
If YES, please name the Non-Girl Scout Camp(s)				688
			<i>answered question</i>	1,088
			<i>skipped question</i>	11

8. Have you and/or your daughter ever gone to one of the Girl Scout Camp Properties for day only (not overnight) activities such as riding horses, rappelling, hiking, archery, boating, etc.?				
			Response Percent	Response Count
No			39.4%	431
Yes, one time			14.0%	153
Yes, more than one time			46.6%	510
			<i>answered question</i>	1,094
			<i>skipped question</i>	5

9. Which county do you live in? (Check only one)

		Response Percent	Response Count
Ashtabula		0.8%	9
Carroll		0.4%	4
Columbiana		1.0%	11
Cuyahoga		25.3%	273
Erie		1.9%	20
Geauga		2.2%	24
Huron		1.5%	16
Lake		9.3%	100
Lorain		8.0%	86
Mahoning		1.7%	18
Medina		7.5%	81
Portage		4.9%	53
Seneca		1.7%	18
Stark		12.3%	133
Summit		12.4%	134
Trumbull		6.5%	70
Sandusky		0.8%	9
Tuscarawas		1.9%	20
		<i>answered question</i>	1,079
		<i>skipped question</i>	20

10. If you were going to send a girl to overnight camp, how far away from home would you permit her to go?			
		Response Percent	Response Count
No more than ½ hour from home		12.4%	134
Up to 1 hour from home		41.1%	443
Up to 2 hours from home		26.7%	288
Far away from home, more than 2 hours		19.8%	214
		<i>answered question</i>	1,079
		<i>skipped question</i>	20

11. How far do you think parents would be willing to drive for summer day camp?			
		Response Percent	Response Count
15 minutes or less		15.1%	164
16 to 30 minutes		61.7%	672
31 to 60 minutes		21.2%	231
Would need to have transportation provided		2.0%	22
		<i>answered question</i>	1,089
		<i>skipped question</i>	10

12. How important are the following in making a decision about choosing a Girl Scout camp (includes day camp, troop and overnight options):

	Very Important	Important	Not Important	No Opinion	Response Count
Activities that are offered	76.8% (836)	20.8% (227)	1.7% (19)	0.6% (7)	1,089
Types of facilities (cabins, toilets, electricity etc)	53.4% (584)	38.6% (422)	7.6% (83)	0.5% (5)	1,094
Distance from home	40.8% (445)	47.2% (515)	11.1% (121)	0.8% (9)	1,090
Availability of transportation from others	21.3% (231)	36.1% (392)	37.2% (404)	5.5% (60)	1,087
Cost	52.7% (577)	43.0% (471)	3.9% (43)	0.4% (4)	1,095
Who is attending	22.8% (248)	42.4% (462)	32.2% (351)	2.7% (29)	1,090
Quality of the facilities	53.8% (587)	43.7% (477)	1.9% (21)	0.5% (6)	1,091
Camp accreditation	43.1% (469)	39.7% (432)	13.8% (150)	3.3% (36)	1,087
Safety and Security	83.5% (910)	15.9% (173)	0.4% (4)	0.3% (3)	1,090
Quality of Staff/Volunteers	76.3% (829)	22.1% (240)	1.4% (15)	0.3% (3)	1,087
All girl environment	42.1% (456)	39.4% (427)	16.3% (176)	2.2% (24)	1,083
	<i>answered question</i>				1,096
	<i>skipped question</i>				3

13. How do you feel about having the following available for use at a Girl Scout property for a girl overnight?					
	Really like this	OK with this	Do not need this	No Opinion	Response Count
Outdoor toilets (latrines)	9.5% (103)	73.7% (800)	14.7% (159)	2.1% (23)	1,085
Indoor toilets that flush	60.1% (654)	26.4% (287)	13.0% (141)	0.6% (6)	1,088
Electricity in sleeping cabins	48.5% (525)	33.1% (359)	18.0% (195)	0.4% (4)	1,083
Sleep in a cabin	56.1% (611)	38.4% (418)	5.3% (58)	0.2% (2)	1,089
Sleep in a tent	29.2% (318)	62.7% (682)	7.3% (79)	0.8% (9)	1,088
Sleep on a cot	35.1% (382)	55.7% (605)	8.6% (93)	0.6% (7)	1,087
Sleep on the ground	8.8% (95)	59.4% (643)	29.6% (320)	2.2% (24)	1,082
Swim in a swimming pool	39.6% (431)	40.5% (441)	18.5% (202)	1.4% (15)	1,089
Swim in a lake	16.1% (175)	56.8% (617)	25.1% (273)	2.0% (22)	1,087
Computer access	3.4% (37)	7.8% (85)	86.1% (936)	2.7% (29)	1,087
Email access	3.5% (38)	7.1% (77)	86.7% (942)	2.8% (30)	1,087
Telephone access	27.5% (298)	35.2% (382)	35.3% (383)	2.0% (22)	1,085
Kitchens with appliances	33.6% (366)	49.2% (536)	16.2% (176)	1.0% (11)	1,089
Showers	36.2% (391)	43.5% (470)	19.1% (206)	1.3% (14)	1,081
Air Conditioning	5.6% (61)	18.2% (198)	74.1% (806)	2.0% (22)	1,087
Television/DVD	1.4% (15)	5.5% (60)	91.1% (988)	2.0% (22)	1,085
	answered question				1,092
	skipped question				7

14. How important is it for a girl to have the following activities as part of her experience with Girl Scouts?

	Very Important	Important	Not Important	No Opinion	Response Count
Animal Care/Veterinary	18.4% (198)	53.2% (571)	22.3% (239)	6.1% (66)	1,074
Archery	24.0% (259)	52.0% (562)	19.1% (207)	4.9% (53)	1,081
Arts & Crafts	50.9% (551)	45.0% (487)	3.0% (32)	1.1% (12)	1,082
Astronomy/Star Gazing	35.2% (381)	57.6% (624)	5.0% (54)	2.2% (24)	1,083
Backpacking	45.2% (491)	46.8% (509)	6.1% (66)	1.9% (21)	1,087
Biking/Mountain Biking	17.3% (186)	48.5% (523)	27.2% (293)	7.1% (76)	1,078
Boating/Canoeing/Kayaking	47.2% (513)	47.3% (514)	4.7% (51)	0.8% (9)	1,087
Ceremonies/Flag	64.2% (697)	31.2% (338)	4.0% (43)	0.6% (7)	1,085
Challenge Course/High and Low Ropes	27.2% (294)	49.9% (539)	17.5% (189)	5.5% (59)	1,081
Climbing/Repelling/ZipLining	22.8% (247)	49.8% (539)	21.2% (230)	6.2% (67)	1,083
Computer/Video Games	1.8% (20)	7.0% (76)	88.4% (959)	2.8% (30)	1,085
Cooking Out/Camp Fire	82.7% (896)	17.2% (186)	0.1% (1)	0.1% (1)	1,084
Dance/Cheerleading	6.5% (70)	32.1% (348)	54.9% (595)	6.5% (71)	1,084
Drama/Plays/Acting	17.5% (190)	62.5% (677)	15.7% (170)	4.3% (47)	1,084
	<i>answered question</i>				1,089
	<i>skipped question</i>				10

15. How important is it for a girl to have the following activities as part of her experience with Girl Scouts?





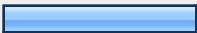



	Very Important	Important	Not Important	No Opinion	Response Count
Financial Literacy/Business	29.3% (317)	50.6% (548)	17.1% (185)	3.0% (32)	1,082
First Aid	79.9% (873)	19.5% (213)	0.5% (5)	0.1% (1)	1,092
Fishing	16.4% (178)	53.0% (575)	24.8% (269)	5.7% (62)	1,084
Fitness/Nutrition/Yoga	35.8% (389)	54.8% (596)	7.3% (79)	2.1% (23)	1,087
Gardening/Farming	24.4% (265)	59.0% (641)	12.6% (137)	4.0% (44)	1,087
Golf	4.2% (46)	23.9% (259)	63.7% (690)	8.2% (89)	1,084
Helping Younger Girls	72.9% (796)	26.2% (286)	0.5% (5)	0.5% (5)	1,092
Hiking	63.5% (692)	35.0% (381)	1.4% (15)	0.2% (2)	1,090
Horseback Riding	28.0% (303)	55.0% (596)	13.5% (146)	3.6% (39)	1,084
Leadership Program: Program Aide/Training, Counselor in Training	68.4% (746)	27.7% (302)	2.6% (28)	1.4% (15)	1,091
Map/Compass/Geo-caching	51.1% (558)	44.4% (484)	3.0% (33)	1.5% (16)	1,091
Music/Instruments/Singing	29.4% (320)	55.4% (603)	12.7% (138)	2.5% (27)	1,088
Nature/Ecology/Environment	66.7% (726)	32.0% (348)	0.9% (10)	0.4% (4)	1,088
Photography/Video/Film	14.3% (156)	57.0% (621)	21.8% (238)	6.9% (75)	1,090
Pottery	13.2% (143)	52.7% (572)	26.2% (285)	7.9% (86)	1,086
	answered question				1,093
	skipped question				6

16. How important is it for a girl to have the following activities as part of her experience with Girl Scouts?					
	Very Important	Important	Not Important	No Opinion	Response Count
Sailing	7.4% (81)	37.6% (409)	45.4% (494)	9.6% (105)	1,089
Self Defense/Martial Arts	32.7% (357)	49.5% (540)	12.4% (135)	5.5% (60)	1,092
Service Projects	78.7% (858)	19.8% (216)	1.4% (15)	0.1% (1)	1,090
Skateboarding/In-Line Skating	3.4% (37)	26.6% (289)	61.3% (667)	8.7% (95)	1,088
Science/Robots/NASA	23.8% (259)	56.1% (611)	14.6% (159)	5.5% (60)	1,089
Swimming	41.7% (455)	47.7% (520)	8.8% (96)	1.8% (20)	1,091
Team Sports/Soccer/Volleyball	21.3% (232)	45.3% (493)	27.7% (301)	5.7% (62)	1,088
Wilderness Camping/Survival Skills	64.2% (700)	32.4% (354)	2.3% (25)	1.1% (12)	1,091
Winter Sports/Ski/Sled	18.8% (205)	55.5% (606)	20.1% (219)	5.7% (62)	1,092
Woodworking	11.6% (126)	48.3% (525)	31.2% (339)	8.8% (96)	1,086
	<i>answered question</i>				1,093
	<i>skipped question</i>				6

17. What facilities or activities would you like to see offered that are not already listed?		Response Count
		305
	<i>answered question</i>	305
	<i>skipped question</i>	794







18. What do you believe are the benefits of experiencing Girl Scout camp? (Check all that apply)

		Response Percent	Response Count
Having fun		98.1%	1,072
Spending time with friends		89.6%	979
Making new friends		95.3%	1,042
Learning about nature and the environment		96.4%	1,054
Gaining confidence		97.2%	1,062
Developing leadership skills		93.4%	1,021
Personally rewarding		86.4%	944
The Girl Scout experience		89.3%	976
Other (please specify)		21.0%	230
		answered question	1,093
		skipped question	6

19. If you or a girl did NOT go to camp, why not? (Check all that apply)			
		Response Percent	Response Count
Did not know about camp opportunities		19.5%	82
Did not like the activities that are offered		9.3%	39
Do not like to be outdoors		5.7%	24
It costs too much money		39.7%	167
Camp is too far away		29.2%	123
Friends don't go to camp		11.6%	49
Time was not convenient		40.6%	171
Other (please specify)		33.5%	141
		<i>answered question</i>	421
		<i>skipped question</i>	678

20. Which GSNEO Girl Scout Camp have you gone to In the past? (Check all that apply)			
		Response Percent	Response Count
Crowell/Hilaka – Richfield		42.6%	433
East Palestine Cabin		2.0%	20
Great Trail – Malvern		18.6%	189
Jessie Mae Fageol – Ravenna		9.6%	98
Ledgewood – Peninsula		43.9%	446
Lejnar – Leroy		26.1%	265
Lycopodia – Massillon		10.0%	102
Pleasant Valley – Green Springs		8.4%	85
Singing River – North Fairfield		8.8%	90
Sugarbush- Kinsman		18.3%	186
Timberlane - Wakeman		25.8%	262
Wadsworth House - Wadsworth		8.0%	81
Wintergreen Cabin – Strongsville		12.8%	130
Other (please specify)		12.5%	127
		<i>answered question</i>	1,017
		<i>skipped question</i>	82

21. Which camp is your favorite (Check only one)			Response Percent	Response Count
Crowell/Hilaka – Richfield		29.9%	270	
East Palestine Cabin		0.8%	7	
Great Trail – Malvern		11.6%	105	
Jessie Mae Fageol – Ravenna		1.9%	17	
Ledgewood – Peninsula		18.7%	169	
Lejnar – Leroy		5.4%	49	
Lycopodia – Massillon		3.5%	32	
Pleasant Valley – Green Springs		3.1%	28	
Singing River – North Fairfield		2.5%	23	
Sugarbush - Kinsman		9.4%	85	
Timberlane - Wakeman		12.7%	115	
Wadsworth House - Wadsworth		0.1%	1	
Wintergreen Cabin – Strongsville		0.1%	1	
	Why is this camp your favorite?		679	
	answered question		902	
	skipped question		197	

22. Which types of camping experiences do you prefer for future programming? (Check all that apply)			
		Response Percent	Response Count
Day Camp		65.9%	703
Resident Camp		55.4%	591
Troop Camp		88.1%	940
Family Camp		42.0%	448
Non-Girl Scout camp, such as parks, YMCA, 4-H etc.		23.3%	249
Other, please specify		9.3%	99
		<i>answered question</i>	1,067
		<i>skipped question</i>	32

23. Please give any additional comments or suggestions.		
		Response Count
		388
		<i>answered question</i>
		388
		<i>skipped question</i>
		711