




















GSNEO Girl Members Property Survey




1. What is your zip code?		
		Response Count
		500
<i>answered question</i>		500
<i>skipped question</i>		12




2. How old are you?			
		Response Percent	Response Count
under 10 years old		36.4%	185
11-12 years old		31.7%	161
13-15 years old		18.3%	93
Over 15 years old		13.6%	69
<i>answered question</i>			508
<i>skipped question</i>			4




3. What is your current Girl Scout level?			
		Response Percent	Response Count
Daisy (K-1st grade)		8.0%	40
Brownie (2nd-3rd grade)		13.5%	68
Junior (4th-5th grade)		24.9%	125
Cadette (6th-8th grade)		34.7%	174
Senior (9th-10th grade)		9.4%	47
Ambassador(11th-12th grade)		6.2%	31
Not registered this year (former Girl Scout)		3.4%	17
		answered question	502
		skipped question	10




4. How long have you been a Girl Scout?			
		Response Percent	Response Count
Less than 1 year		7.5%	38
1 year, but less than 2 years		8.7%	44
2 years, but less than 3 years		10.3%	52
3 years, but less than 4 years		13.8%	70
4 years or more		59.8%	303
		answered question	507
		skipped question	5

5. Have you ever attended Girl Scout Summer Day Camp?			Response Percent	Response Count
No			51.7%	259
Yes, one time			18.2%	91
Yes, more than one time			30.1%	151
			answered question	501
			skipped question	11



















6. Have you ever been camping with your Girl Scout Troop? (spending one or more nights together as a Troop)			Response Percent	Response Count
No			18.2%	91
Yes, one time			15.6%	78
Yes, more than one time			66.3%	332
			answered question	501
			skipped question	11

7. Have you ever attended Girl Scout overnight/resident camp? (spending four or more nights away from home)			Response Percent	Response Count
No			62.4%	307
Yes, one time			12.6%	62
Yes, more than one time			25.0%	123
			answered question	492
			skipped question	20

8. Have you ever gone camping overnight with family, friends or Girl Scouts at a NON-GIRL SCOUT camp?			Response Percent	Response Count
No			22.6%	113
Yes, one time			12.8%	64
Yes, more than one time			64.5%	322
			<i>answered question</i>	499
			<i>skipped question</i>	13

9. Has your troop ever gone to one of the Girl Scout Camp Properties for day only (not overnight) activities such as riding horses, rappelling, hiking, archery, boating, etc.?			Response Percent	Response Count
No			44.1%	220
Yes, one time			22.4%	112
Yes, more than one time			33.5%	167
			<i>answered question</i>	499
			<i>skipped question</i>	13

10. Which county do you live in? (Check only one)

		Response Percent	Response Count
Ashtabula		0.6%	3
Carroll		0.2%	1
Columbiana		0.4%	2
Cuyahoga		32.3%	161
Erie		1.6%	8
Geauga		2.6%	13
Huron		1.8%	9
Lake		10.8%	54
Lorain		8.0%	40
Mahoning		1.0%	5
Medina		4.8%	24
Portage		8.2%	41
Seneca		0.2%	1
Stark		9.8%	49
Summit		13.0%	65
Trumbull		2.4%	12
Sandusky		0.4%	2
Tuscarawas		1.8%	9
		<i>answered question</i>	499
		<i>skipped question</i>	13

11. If you were going to overnight camp, how far away from home would you be willing to go?

		Response Percent	Response Count
No more than ½ hour from home		12.9%	64
Up to 1 hour from home		35.9%	179
Up to 2 hours from home		23.7%	118
Far away from home, more than 2 hours		27.5%	137
		<i>answered question</i>	498
		<i>skipped question</i>	14

12. How much would you like to do the following activities at Camp?

	REALLY LIKE this	OK with this	NOT LIKE this	Response Count
Animal Care/Veterinary	60.2% (299)	31.6% (157)	8.2% (41)	497
Archery	54.0% (269)	34.3% (171)	11.6% (58)	498
Arts & Crafts	67.2% (334)	28.0% (139)	4.8% (24)	497
Astronomy/Star Gazing	48.6% (240)	37.7% (186)	13.8% (68)	494
Backpacking	40.5% (201)	42.5% (211)	16.9% (84)	496
Biking/Mountain Biking	37.8% (186)	40.2% (198)	22.0% (108)	492
Boating/Canoeing/Kayaking	66.8% (334)	27.2% (136)	6.0% (30)	500
Ceremonies/Flag	24.0% (119)	56.4% (279)	19.6% (97)	495
Challenge Course/High and Low Ropes	50.2% (247)	30.3% (149)	19.5% (96)	492
Climbing/Repelling/ZipLining	58.3% (287)	23.4% (115)	18.3% (90)	492
Computer/Video Games	30.1% (148)	38.4% (189)	31.5% (155)	492
Cooking Out/Camp Fire	84.9% (423)	14.3% (71)	0.8% (4)	498
Dance/Cheerleading	41.8% (205)	31.8% (156)	26.5% (130)	491
Drama/Plays/Acting	53.0% (262)	32.6% (161)	14.4% (71)	494
	<i>answered question</i>			501
	<i>skipped question</i>			11


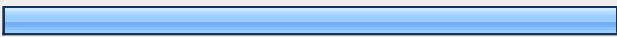




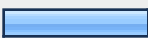
13. How much would you like to do the following activities at Camp?				
	REALLY LIKE this	OK with this	NOT LIKE this	Response Count
Financial Literacy/Business	7.0% (34)	30.1% (147)	63.0% (308)	489
First Aid	39.8% (197)	51.7% (256)	8.5% (42)	495
Fishing	53.3% (264)	32.1% (159)	14.5% (72)	495
Fitness/Nutrition/Yoga	39.4% (194)	49.2% (242)	11.4% (56)	492
Gardening/Farming	40.7% (200)	41.5% (204)	17.7% (87)	491
Golf	23.0% (113)	35.4% (174)	41.5% (204)	491
Helping Younger Girls	57.5% (283)	35.8% (176)	6.7% (33)	492
Hiking	65.0% (319)	29.3% (144)	5.7% (28)	491
Horseback Riding	82.8% (408)	11.8% (58)	5.5% (27)	493
Leadership Program: Program Aide Training, Counselor in Training	40.2% (196)	41.4% (202)	18.4% (90)	488
Map/Compass/Geo-caching	37.7% (184)	41.4% (202)	20.9% (102)	488
Music/Instruments/Singing	60.1% (297)	27.1% (134)	12.8% (63)	494
Nature/Ecology/Environment	58.2% (285)	33.5% (164)	8.4% (41)	490
	<i>answered question</i>			498
	<i>skipped question</i>			14










14. How much would you like to do the following activities at Camp?				
	REALLY LIKE this	OK with this	NOT LIKE this	Response Count
Photography/Video/Film	64.8% (320)	29.8% (147)	5.5% (27)	494
Pottery	69.9% (346)	25.7% (127)	4.4% (22)	495
Sailing	47.1% (232)	37.1% (183)	15.8% (78)	493
Self Defense/Martial Arts	52.8% (262)	34.5% (171)	12.7% (63)	496
Service Projects	47.8% (235)	44.3% (218)	7.9% (39)	492
Skateboarding/In-Line Skating	42.1% (207)	35.4% (174)	22.6% (111)	492
Science/Robots/NASA	39.4% (194)	38.3% (189)	22.3% (110)	493
Swimming	82.3% (408)	13.7% (68)	4.0% (20)	496
Team Sports/Soccer/Volleyball	62.6% (309)	28.5% (141)	8.9% (44)	494
Wilderness Camping/Survival Skills	59.3% (290)	30.7% (150)	10.0% (49)	489
Winter Sports/Ski/Sled	64.2% (318)	29.1% (144)	6.7% (33)	495
Woodworking	35.7% (175)	42.9% (210)	21.4% (105)	490
	<i>answered question</i>			498
	<i>skipped question</i>			14

15. If you were going to spend a night at Girl Scout Camp, how would you feel about the following?

	REALLY LIKE	OK with this	DO NOT NEED	Response Count
Outdoor toilets (latrines)	6.8% (34)	59.0% (293)	34.2% (170)	497
Indoor toilets that flush	84.1% (419)	9.6% (48)	6.2% (31)	498
Electricity in sleep areas	65.9% (329)	24.8% (124)	9.2% (46)	499
Sleep in a cabin	78.7% (392)	19.7% (98)	1.6% (8)	498
Sleep in a tent	43.5% (216)	45.6% (226)	10.9% (54)	496
Sleep on a cot	49.8% (246)	40.5% (200)	9.7% (48)	494
Sleep on the ground	19.9% (98)	46.7% (230)	33.5% (165)	493
Swim in a swimming pool	82.3% (409)	14.1% (70)	3.6% (18)	497
Swim in a lake	40.2% (200)	39.8% (198)	19.9% (99)	497
Computer access	29.2% (145)	20.7% (103)	50.1% (249)	497
Email access	27.1% (135)	16.9% (84)	56.0% (279)	498
Telephone access	40.1% (199)	28.4% (141)	31.5% (156)	496
Kitchens with appliances	55.1% (274)	33.6% (167)	11.3% (56)	497
Showers	63.8% (317)	27.8% (138)	8.5% (42)	497
Air Conditioning	38.7% (192)	30.4% (151)	30.8% (153)	496
Television/DVD	27.2% (134)	18.3% (90)	54.5% (268)	492
	<i>answered question</i>			500
	<i>skipped question</i>			12





16. What facilities or activities would you like to see offered that are not already listed?		
		Response Count
		180
<i>answered question</i>		180
<i>skipped question</i>		332

17. What do you like about going to camp? (Check all that apply)			
		Response Percent	Response Count
Having fun		97.8%	483
Spending time with friends		94.7%	468
Making new friends		79.8%	394
Learning about nature and the environment		74.3%	367
Feeling better about what I can do		70.6%	349
Becoming a leader		59.3%	293
Other (please specify)		22.1%	109
		<i>answered question</i>	494
		<i>skipped question</i>	18

18. If you do NOT go to camp, why not? (Check all that apply)			
		Response Percent	Response Count
I didn't know about camp		22.5%	45
I do not like the activities that are offered		12.0%	24
I do not like to be outdoors		2.5%	5
It costs too much money		38.0%	76
My parents will not let me go to camp		9.5%	19
Camp is too far away		25.0%	50
My friends don't go to camp		18.0%	36
Time is not convenient		37.0%	74
Other (please give a reason)		28.0%	56
		<i>answered question</i>	200
		<i>skipped question</i>	312

19. Which GSNEO Girl Scout Camp have you gone to in the past? (Check all that apply)			
		Response Percent	Response Count
Crowell/Hilaka – Richfield		44.1%	182
East Palestine Cabin		0.5%	2
Great Trail – Malvern		14.8%	61
Jessie Mae Fageol – Ravenna		11.4%	47
Ledgewood – Peninsula		47.9%	198
Lejnar – Leroy		21.8%	90
Lycopodia – Massillon		6.5%	27
Pleasant Valley – Green Springs		5.6%	23
Singing River – North Fairfield		5.6%	23
Sugarbush - Kinsman		18.9%	78
Timberlane - Wakeman		26.6%	110
Wadsworth House - Wadsworth		5.1%	21
Wintergreen Cabin – Strongsville		16.2%	67
	Other (please specify)		37
	answered question		413
	skipped question		99

20. Which camp is your favorite (Check only one)			Response Percent	Response Count
Crowell/Hilaka – Richfield			28.0%	111
East Palestine Cabin			0.3%	1
Great Trail – Malvern			8.8%	35
Jessie Mae Fageol – Ravenna			4.3%	17
Ledgewood – Peninsula			22.7%	90
Lejnar – Leroy			5.0%	20
Lycopodia – Massillon			3.3%	13
Pleasant Valley – Green Springs			1.3%	5
Singing River – North Fairfield			2.8%	11
Sugarbush - Kinsman			7.6%	30
Timberlane - Wakeman			13.1%	52
Wadsworth House - Wadsworth			2.0%	8
Wintergreen Cabin – Strongsville			1.0%	4
		Why is this camp your favorite?		275
		answered question		397
		skipped question		115

21. What type of camp would you like to go to in the future? (Check all that apply)			
		Response Percent	Response Count
Day Camp		49.9%	241
Resident Camp		49.3%	238
Troop Camp		78.7%	380
Family Camp		52.0%	251
Non-Girl Scout camp, such as parks, YMCA, 4-H etc.		42.2%	204
Other, please specify		7.9%	38
		answered question	483
		skipped question	29

22. Please give any additional comments or suggestions.		
		Response Count
		125
		answered question
		125
		skipped question
		387